

ApEXBio

Taiwan

Preparing for the future

Mar/2017

ApexBio at a Glance

- **Founded** **2nd Dec., 1997**
- **Company Type** **Limited Corporation**
- **Listed in Public** **OTC (symbol number 4101) in 2000/Jun**
TSEC (symbol number 1733) in 2001/Sept
- **CEO** **Dr. Thomas Y. Shen, Ph.D**
- **Total employee** **660 (2016)**



Milestone

-
- 2002 ISO 9001/13485 notified by TUV
 - 2003 CE IVDD notified by TUV
 - 2005 Pesticide residues check product launch
 - 2006 2nd time FDA on-site inspection w/o 483
 - 2012 ApexBio Suzhou Corp set-up
 - 2013 1st Taiwan MITTELSTAND Award from MOEA
 - 2015 HbA1C launch
MultiSure GK launch
APEA Award Outstanding Category
 - 2016 4th time FDA on-site inspection w/o 483
- 1997-2001
- 1997 ApexBio set-up
 - 1998 BGM FDA 510K approval
 - 1999 Uric Acid patent granted
 - 2000 IPO listed to Taiwan OTC
 - 2001 Transit IPO listed to TSEC
FDA on-site inspection w/o 483
- 2002-2006
- 2007-2011
- 2007 Lactate launch
 - 2008 Voice BGM launch
 - 2009 Taoyuan factory set-up
 - 2010 Tele-health tech build-up
 - 2011 3rd time FDA on-site inspection w/o 483
 - 2011 AEO certified by Customs Admin
- 2012-2016

Awards

2015	<ul style="list-style-type: none">• HsinChu Park Innovation Product Award –MultiSure GK & The 12th National Innovation Award --MultiSure Pet GK
2013	<ul style="list-style-type: none">• The 1st Taiwan Mittelstand Award
2012	<ul style="list-style-type: none">• 4th Forbes Asia's 200 Best Under A Billion-- 2006/2007/2008/2012
2011	<ul style="list-style-type: none">• HsinChu Park Innovation Product Award — HbA1C
2008	<ul style="list-style-type: none">• Taipei MediPharma Innovation Award – HbA1C
2007	<ul style="list-style-type: none">• 15th National Industrial Innovation Award -- Outstanding Enterprise Innovation Award
2006	<ul style="list-style-type: none">• HsinChu Park Innovation Product Award – AgriPro
2003	<ul style="list-style-type: none">• HsinChu Park -- R&D Accomplishment Awards
2002	<ul style="list-style-type: none">• 10th National Industrial Innovation Award --MultiSure GU
2001	<ul style="list-style-type: none">• National Biotech & Medical Care Quality Award –MultiSure GU
2000	<ul style="list-style-type: none">• HsinChu Park Innovation Product Award –Uric Acid Monitoring System
1999	<ul style="list-style-type: none">• HsinChu Park Innovation Product Award --GlucoSure Plus Glucose Monitoring System

Quality Assurance

Territory	Regulatory authority	Compliance Regulation
Taiwan	TFDA	GMP
EU countries		ISO 9001: 2008 ISO 13485:2012/AC:2012 ISO 15197:2015 CE mark number: CE0197
USA		510K's FDA 4 on-site inspections without 483 citations -- 2001/2006/2011/2016
China	CFDA	Medical Device Class II
Canada	CMDCAS	ISO 13485:2003
Japan	PMDA	

Glucose Monitoring Systems

■ Simple
GlucoSure Plus



■ Professional
GlucoSure ADVANCE



■ Voice
GlucoSure Voice



No coding BGM



GlucoSure Vivo



GlucoSure Light



GlucoSure HT



GlucoSure ADVANCE II



GlucoSure Cloud



Professional products

■ Uric Acid

UA Sure II



■ Lactate

THE EDGE



■ Hemoglobin

HemoSmart GOLD



■ HbA1C

Eclipse A1c



五鼎生技
ApexBio
Taiwan

Multifunction systems

■ Glucose + Uric Acid

MultiSure



■ Glucose + Ketone

MultiSure GK



■ Glucose +Cholesterol

MultiSure GC



■ Professional Glucose +Ketone

GlucoSure POC



Telehealth care network



The applications of telehealth

居家照護 Home care 



定點照護 Professional POCT 



Pesticide residues quick check

■ AgriPro



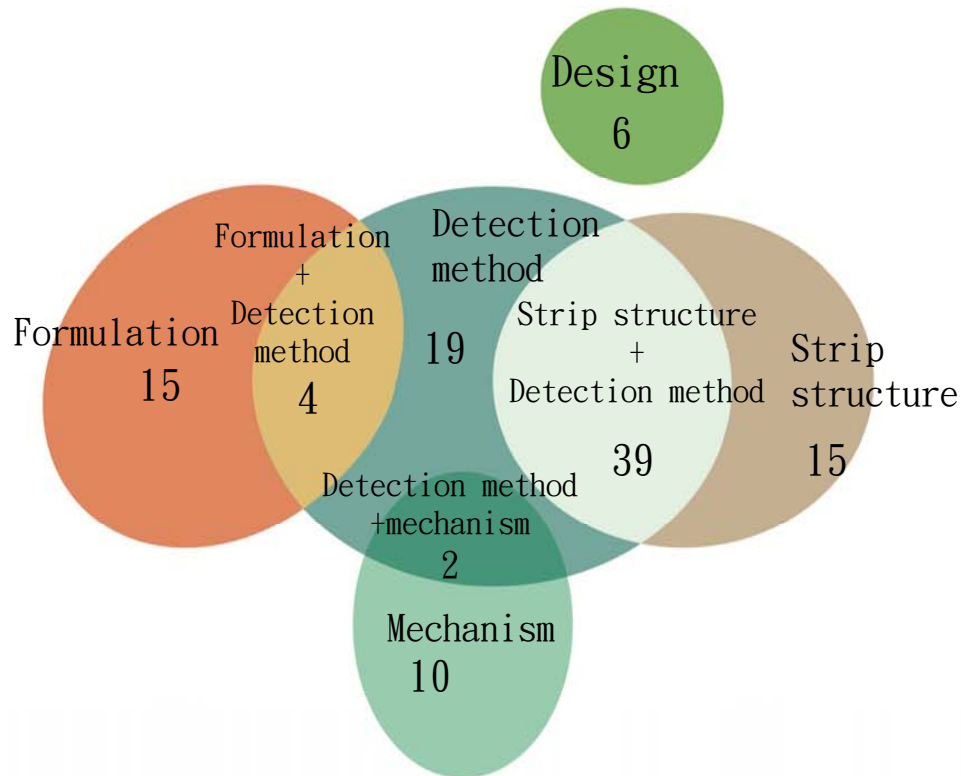
■ AgriPro II



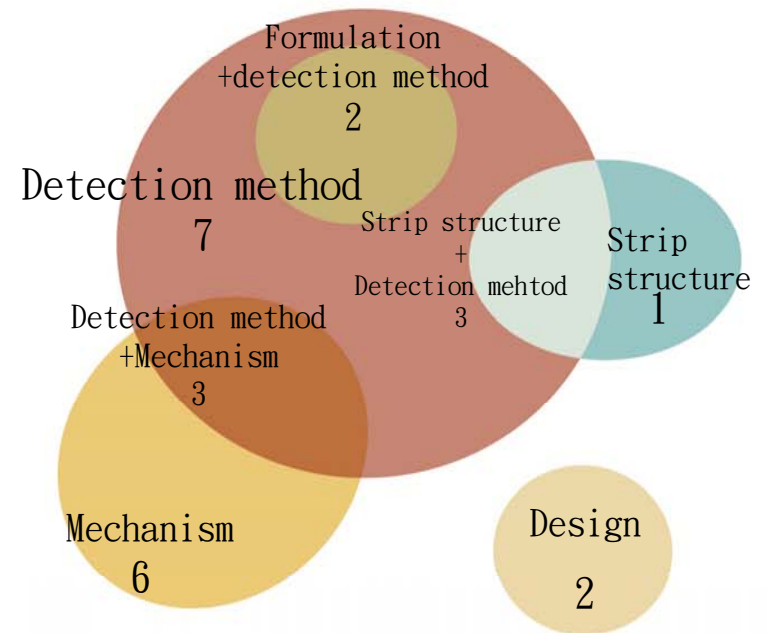
Fruit/Vegetable pesticide residues quick check

Patents distribution

■ Electrochemistry (110 patents)



■ Others(24 patents)



Global sales distribution

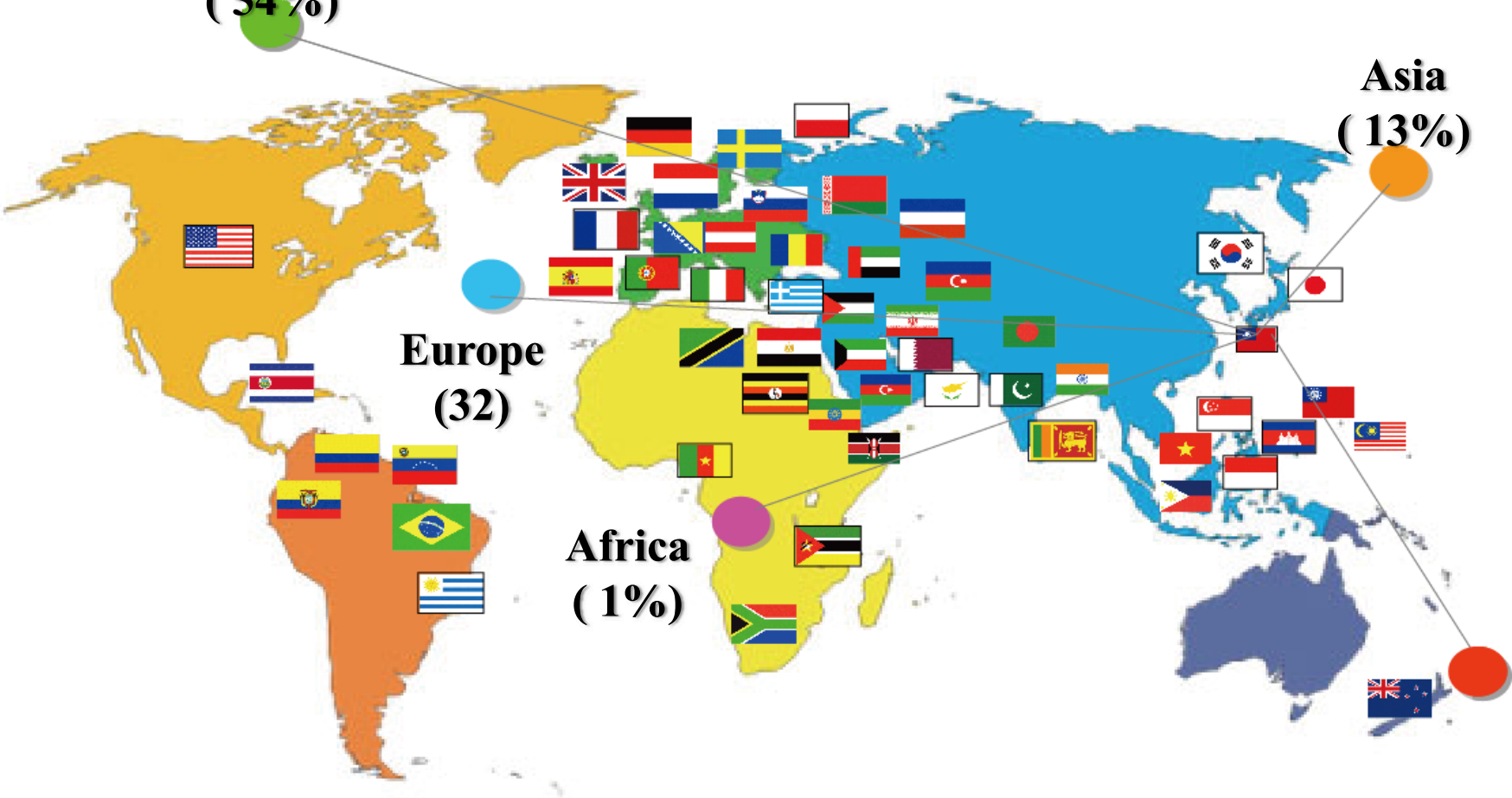
**America
(54%)**

**Asia
(13%)**

**Europe
(32)**

**Africa
(1%)**

Year of 2016



Finance performance

(NTD 1,000)

	2012	2013	2014	2015	2016
Revenue	2,026,086	1,829,221	1,788,929	1,847,454	1,763,284
Gross Margin	808,887	568,443	524,673	547,135	476,843
Operation profit	603,106	348,991	289,487	300,795	245,889
Profit after tax	524,100	374,464	275,547	261,538	2,956
EPS	5.41	3.77	2.77	1.89	0.03
G/M ratio	40%	31%	30%	28%	27%
Operation profit ratio	30%	19%	17%	15%	14%
Net profit ratio	26%	20%	15%	14%	0.2%
Meter volume		705K	772K	1,063K	1,317K
Strip volume		832M	965M	965M	904M

Dividend policy

Year	EPS	Cash Dividend	Stock Dividend	Dividend payout ratio
2011	5.51	4.99	0	91%
2012	5.40	4.50	0	83%
2013	3.77	3.30	0	88%
2014	2.77	2.50	0	90%
2015	2.66	2.25	0	85%
2016	0.03	1.50	0	--



ApexBio
T a i w a n

Thank you for listening